

LumiCam 4000B/2400B

2D imaging colorimeter with motorized objective lenses



We bring quality to light.



Key features at a glance

- ▲ Motorized objective lenses
- ▲ Up to 30 % shorter measurement time
- ▲ Approx. 20 % smaller footprint
- ▲ Compatible to LumiSuite and LumiCam software
- ▲ Straightforward analysis of photometrical parameters

01 \\ LumiCam B – The new generation of our proven LumiCam imaging colorimeter

Instrument System's mission to continuously fulfil the growing demands of modern light measurement has advanced our industry leading precision colorimeter LumiCam in a new hardware and

software makeover. New motorised objective lenses, a faster filter wheel movement and a more compact design of the LumiCam B in comparison to its predecessor model are only some of the features that

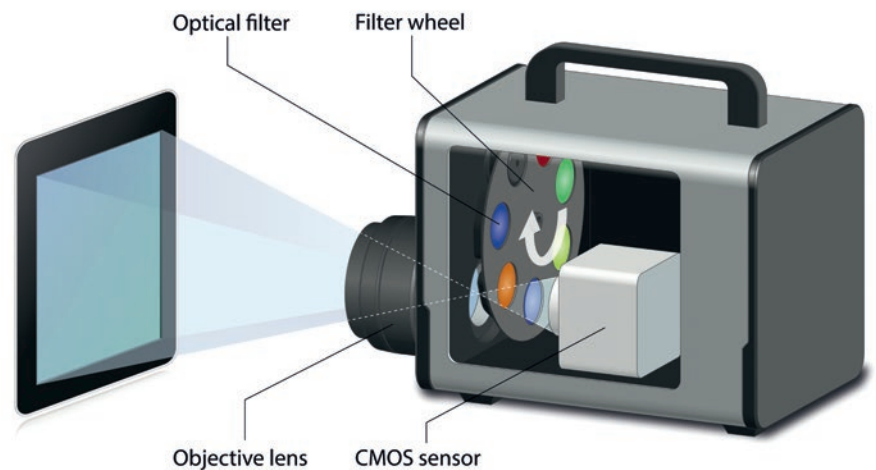
push the measurement experience with the LumiCam B to the next level in regards to accuracy, ease of use and handling.



▲
LumiCam 2400B: 2D imaging colorimeter for quality assurance of displays and dashboards in the automotive interior.

02 \\ LumiCam B functioning principle

Our LumiCam B is a high-resolution 2D luminance and color measurement device based on optical filters. Dependent on the variant a sensor-adjusted filter is either permanently mounted between the lens and the sensor or a filter wheel allows for a successive pivoting of multiple individual filters into the detection path. Each pixel of the camera sensor is assigned a calibrated luminance and color value to generate a 2D image of the photometric data. The data exchange between a LumiCam B with its controlling PC works via network cable, whereas both of our two powerful software platforms, the LumiCam software or the LumiSuite software, are able to acquire and analyse the gained photometric information.



Optical design of the LumiCam B with color filter wheel.

03 \\ LumiCam B variants and sensor resolution

The LumiCam 4000B/2400B portfolio encompasses three different camera variants in order to address individual user requirements:



LumiCam 4000B/2400B Mono

A steady and sensor-calibrated Y' filter allows an exact measurement of luminance and luminous intensity. The Y' filter represents the photopic luminosity function of the human eye $V(\lambda)$ with a precisely defined deviation of $f_1' < 3\%$.



LumiCam 4000B/2400B Color

The LumiCam 4000B/2400B Color is equipped with a new wheel holding the four color filters X_b' , X_r' , Y' and Z' , jointly resembling the tristimulus functions of the eye receptors. Thus, the camera gives access to a detailed analysis of the color coordinates (x , y and u' , v'), correlated color temperature, dominant wavelength as well as color purity.



LumiCam 4000B/2400B Advanced

The LumiCam 4000B/2400B Advanced features six color filters (X_b' , X_r' , Y' , Z' plus two correction filters K' , L') and a patented matrix optimization algorithm to achieve optimal measurement results also for narrow-band light sources, such as LEDs or OLEDs.

The five megapixel sensor integrated in the LumiCam 2400B or the twelve megapixel sensor of the LumiCam 4000B permit a fine spatial 2D resolution of the measured photometric and colorimetric information and is therefore suitable for an investigation of whole instrument clusters or small image details.

LumiCam 4000B/2400B variants: Overview

	Mono	Color	Advanced
Luminance	●	●	●
Luminous intensity	●	●	●
Color coordinates (x, y ; u', v')	-	●	●
Correlated color temperature	-	●	●
Dominant wavelength	-	●	●
Color purity	-	●	●
Optimized LED color measurement	-	-	●

Accessible optical quantities for different LumiCam 4000B/2400B variants.

04 \\ LumiCam B objective lenses – motorised lenses and quickly mounted OD filters

The broad range of electro-mechanically controlled objective lenses that accessorise the LumiCam B reaches from 24 mm, 50 mm to 100 mm and leads to an enhanced data reproducibility due to user-friendly and software controlled motorised focus and aperture setting.

Quick and easy for more accuracy! The external optical equipment for the LumiCam B includes calibrated neutral density filters such as OD2 or OD4, which are compatible with every objective lens. The filters are fixed in position via a magnet mechanism, which allows their fast and reproducible at- and detachment during a measurement series.

The large variety of optical hardware accessories together with the computer controlled lens settings of the LumiCam B generation addresses diverse measurement tasks in quality assurance of dashboards, panel displays, widescreen cockpits or instrument cluster in research, product development as well as production.



LumiCam B equipment encompasses a variety of lenses with quick-mount neutral density filters.



The magnetic quick-change system of the neutral density filters is compatible with all LumiCam B objective lenses.

Overview lenses

	24 mm	50 mm	100 mm
Focal length	24 mm	50 mm	100 mm
Minimum focusing distance (DUT to lens)	12 cm	44 cm	18 cm
Minimum measurement distance (DUT to housing)	21 cm	50 cm	30 cm
Pixel size at min. measurement distance	19 µm x 19 µm	29 µm x 29 µm	5 µm x 5 µm
Pixel size at 1 m distance	128 µm x 128 µm	63 µm x 63 µm	30 µm x 30 µm
LumiCam 2400B			
Image size at min. measurement distance (h x v)	46 mm x 39 mm	71 mm x 59 mm	12 mm x 10 mm
Image size at 1 m distance (h x v)	318 mm x 266 mm	152 mm x 127 mm	73 mm x 61 mm
LumiCam 4000B			
Image size at min. measurement distance (h x v)	78 mm x 57 mm	119 mm x 87 mm	20 mm x 15 mm
Image size at 1 m distance (h x v)	524 mm x 384 mm	258 mm x 189 mm	123 mm x 90 mm

Overview of available LumiCam B lenses and their optical properties.

05 \\ LumiCam B hardware – faster measurement and more compact design

Within less than 10 seconds – including data saving time – your color measurement will be on point! For the LumiCam 4000B/2400B Color and Advanced we broke ground for an up to 30 % shorter¹⁾ measurement time in comparison to the models of the first LumiCam generation by using an innovative type of filter wheel and its newly optimized actuation.

¹⁾ Dependent on the used light source and computer.

In addition to the increased measurement speed, the torso of the LumiCam B is now even more compact and has a ca. 20 % shorter housing for the Color and Advanced model, i.e.:

- ▲ 171 mm vs. 225 mm (-24 % without objective lens)
- ▲ 235 mm vs. 278 mm (-16 % with 50 mm objective lens)

This new housing of the LumiCam B, together with its removable handle and the decreased amount of connection cables, make the new generation hardware an ideal candidate for a straightforward integration into end-of-line testing systems, climate chambers, “squeak & rattle” test racks or robotic systems.

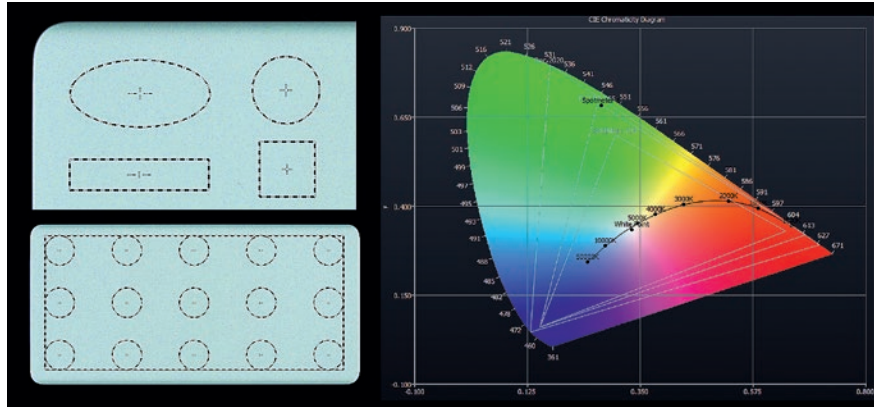


The hardware makeover of the LumiCam 4000B/2400B variants Mono, Color and Advanced impresses with compact design.



The removable handle allows an easy integration of the LumiCam B hardware into test and measurement setups.

06 \\ Software upgrade for the LumiCam B – powerful, user-friendly and compatible



Spotmeter in rectangular or elliptic form, grid of spotmeter, line profile and CIE color chart (Lv xy, Lv uv and Lv u'v') are examples for the multiple LumiSuite color image analysis tools.

Additional to the operation of the LumiCam 2400B with our well established LumiCam software, both, the LumiCam 2400B and LumiCam 4000B are now compatible to our powerful image analysis software platform including data capture and analysis, the LumiSuite. Up upon your special light measurement requirements in lab or production application, the LumiCam software or the LumiSuite promise a comprehensive determination of numerous photometrical properties such as luminance and color distributions.

LumiSuite Software

At Instrument Systems, we are eager to develop our LumiSuite software solutions continuously to be able to evaluate photometrical information according to latest international standards set by the display and automotive industry. Some examples of our large and steadily growing LumiSuite software analysis features are:


- ▲ Comprehensive 2D color image analysis
- ▲ Testing of German OEM analysis requirements, such as color, gamma or dot defects according

to the standards of the OEM Working Group of the German Flat Panel Display Forum DFF

- ▲ Homogeneity / Black Mura audits according to OEM standards
- ▲ Intelligent pre-processing (auto display recognition, perspective correction, cropping and refill, Moiré correction, etc.)
- ▲ Blob and line defects examination
- ▲ MultiPoint Correction tool for the generation of spectral reference images

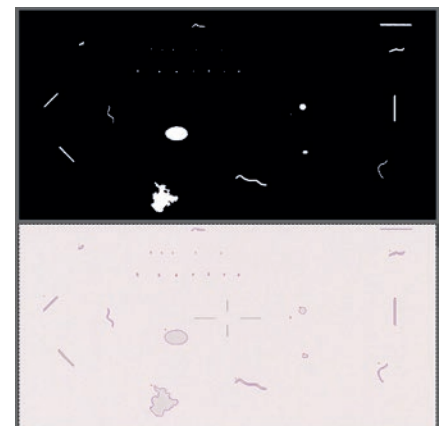
NEW: LumiSuite SDK

In addition to the multiple features, the LumiSuite software offers an industry-proven software development kit (SDK) which is perfectly suitable for a further integration into automated production systems²⁾!



Pre-processing tool Moiré correction in LumiSuite. Upper panel: before correction of Moiré artifacts. Lower panel: with Moiré correction applied. The red square is a zoom in of the blue shaded area.

LumiSuite defects detection tool. Top picture: threshold image. Lower picture: results image.



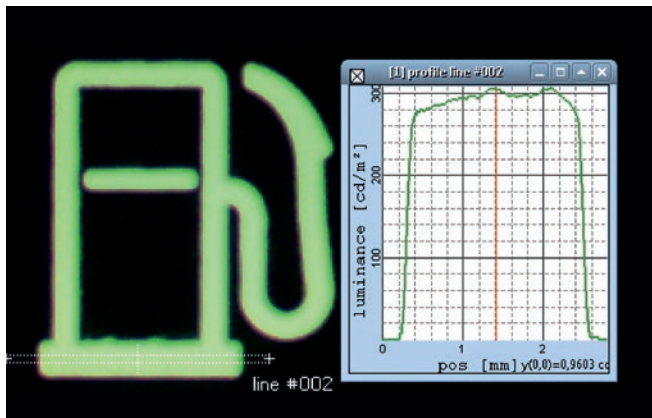
²⁾ For further information on our LumiSuite software please also have a look at our website: <https://www.instrumentsystems.com/en/products/software/lumisuite/>

LumiCam Software (LumiCam 2400B only)

Our well-established LumiCam software offers an extensive, user-friendly graphical user interface (GUI) containing a wide range of photometrical data evaluation tools for example:

- ▲ Spotmeter of variable sizes
- ▲ Line profiles
- ▲ Polygons generated by individually set anchor points or
- ▲ Polygons for flexible regions of interests

For the LumiCam 2400B a switch from the LumiCam software to the LumiSuite software platform is possible at any time!



▲
LumiCam analysis tool: line profile.



▲
LumiCam analysis tool: polygon.

08 \\ Accredited quality

As a leading manufacturer of light measurement equipment Instrument Systems strives to ensure that you can put greatest possible trust in our instruments. Thanks to the accreditation of our test laboratories according to DIN EN ISO/IEC 17025, our customers enjoy reliable and

traceable measurement results and guaranteed comparability between different measurement instruments. This enables our customers to demonstrate the quality of measurements to any third party and ensures excellent accountability. Besides the DIN EN 13032-1 test

procedure for photometric quantities, we follow DIN EN ISO 11664 for the measurement of colorimetric quantities. All standards used are directly traceable to reference standards of the national laboratories PTB (Germany) or NIST (USA).



09 \\ Service and support

At Instrument Systems, we set a benchmark with our products and our services. We secure the long-term value of your investment and guarantee optimum productivity over the entire period of use with industry leading support.

Our service offerings include the following:

- ▲ Engineering services
- ▲ Technical advice, also post-sales
- ▲ Test certificate and factory calibration
- ▲ Instrument repair and hardware upgrade
- ▲ Software updates

10 \\ Technical specifications

	LumiCam 4000B			LumiCam 2400B		
Variants	Mono	Color	Advanced	Mono	Color	Advanced
Quantities						
Photometric quantities	Luminance (cd/m²), luminous intensity (cd), contrast					
Colorimetric quantities	-	Color coordinates (x,y), color coordinates (u',v'), tristimulus values (X, Y, Z), dominant wavelength (nm), color saturation, correlated color temperature CCT (K)		-	Color coordinates (x,y), color coordinates (u',v'), tristimulus values (X, Y, Z), dominant wavelength (nm), color saturation, correlated color temperature CCT (K)	
Camera data						
Sensor	Sony IMX304LLR CMOS Sensor			Sony IMX264LLR CMOS Sensor		
Sensor size	1.1" (17.52 mm diagonal)			2/3", 11.1 mm diagonal		
Effective number of pixels (h x v)	4096 x 3000 pixels (12 megapixels, CMOS)			2428 x 2028 (5 megapixels)		
Pixel size	3.45 µm x 3.45 µm			3.45 µm x 3.45 µm		
AD converter	12 bit			12 bit		
Exposure time	40 µs to 30 s			40 µs to 30 s		
Luminance measurement						
Measurement range ¹⁾	0.3 mcd/m² – 4.3 Mcd/m²			0.3 mcd/m² – 2.5 Mcd/m²		
Extended measurement range ²⁾	4.3 x 10 ¹⁰ cd/m²			2.5 x 10 ¹⁰ cd/m²		
Measurement time (at 10 cd/m²) ³⁾	0.75 s			0.65 s		
Measurement time (at 100 cd/m²) ³⁾	0.58 s			0.44 s		
Accuracy for std. illuminant A ⁴⁾	±3 %	±3 %	±3 %	±3 %	±3 %	±3 %
Accuracy for LED color light ⁸⁾	-	-	±2 %	-	-	±2 %
Repeatability ⁵⁾	±0.03 %			±0.03 %		
Linearity	±0.5 %			±0.5 %		
Uniformity ⁶⁾	±0.5 %			±0.5 %		
Filter match ⁷⁾	f ₁ ' < 3 %			f ₁ ' < 3 %		

	LumiCam 4000B			LumiCam 2400B		
Variants	Mono	Color	Advanced	Mono	Color	Advanced
Color measurement						
Measurement time (at 10 cd/m²) ³⁾	-	8.5 s	12.3 s	-	9.2 s	12.3 s
Measurement time (at 100 cd/m²) ³⁾	-	5.3 s	8 s	-	8 s	12 s
Accuracy (x, y) for std. illuminant A ⁴⁾	-	±0.003	±0.003	-	±0.003	±0.003
Accuracy (x, y) for color light ⁸⁾	-	±0.010	±0.010	-	±0.010	±0.010
Accuracy (x, y) for LED color light ⁹⁾	-	-	±0.005	-	-	±0.005
Repeatability (x, y) ⁵⁾	-	±0.0003	±0.0003	-	±0.0001	±0.0003
Uniformity (x, y) ⁶⁾	-	±0.001	±0.001	-	±0.001	±0.001
Filter match	f ₁ ' (Y) < 3 %	f ₁ ' (Xb) < 6 % f ₁ ' (Xr) < 6 % f ₁ ' (Y) < 3 % f ₁ ' (Z) < 4 %	f ₁ ' (Xb) < 6 % f ₁ ' (Xr) < 6 % f ₁ ' (Y) < 3 % f ₁ ' (Z) < 4 %	f ₁ ' (Y) < 3 %	f ₁ ' (Xb) < 6 % f ₁ ' (Xr) < 6 % f ₁ ' (Y) < 3 % f ₁ ' (Z) < 4 %	f ₁ ' (Xb) < 6 % f ₁ ' (Xr) < 6 % f ₁ ' (Y) < 3 % f ₁ ' (Z) < 4 %
General						
Interface	Gigabit Ethernet					
Operating system	Windows 10 (64 bit)					
Dimensions (L x W x H) (incl. 50 mm objective lens, no handle)	210 mm x 105 mm x 100 mm	235 mm x 119 mm x 133 mm		210 mm x 105 mm x 100 mm	235 mm x 119 mm x 133 mm	
Weight	1.5 kg	3 kg		1.5 kg	3 kg	
Power supply	24 V external					
Operating conditions	10 to 40 °C, max. 70 % relative humidity (non-condensing)					

Instrument Systems is continually working to develop and improve products. Technical changes, errors or misprints do not constitute grounds for compensation.
The company's terms of delivery and payment apply in all other respects.

¹⁾ The lower limit corresponds to the maximal exposure time and smallest f-number at SNR 10:1 and vice versa.

²⁾ Valid for OD4 filter.

³⁾ Value calculated from 100 repetitions without taking data saving time into account.

⁴⁾ Calculated from 100 repetitions; refers to the deviation of the mean from the reference value.

⁵⁾ Calculated from 50 repetitions. Refers to the double standard deviation of the measured values.

⁶⁾ Refers to the maximum deviation from the mean value calculated from flat-field verification image.

⁷⁾ Deviation of the filter transmission from the V(λ) curve integrated over the entire visible spectrum.

⁸⁾ Maximum deviation from the reference source (illuminant A with set of color glass filters).

⁹⁾ Derived from 20 repetitions for R, G, and B - LEDs with optimized signal level. Refers to the double standard deviation.

11 \ Ordering information

Order number	Description
LumiCam 4000B variant	
LC4000B-100	LumiCam 4000B Mono Imaging photometer with 4096 x 3000 pixels, without PC, without software
LC4000B-110	LumiCam 4000B Mono Imaging photometer with 4096 x 3000 pixels, with desktop PC and LumiCam software, <i>German</i> configuration
LC4000B-120	LumiCam 4000B Mono Imaging photometer with 4096 x 3000 pixels, with desktop PC and LumiCam software, <i>English</i> configuration
LC4000B-200	LumiCam 4000B Color Imaging photometer and colorimeter with 4096 x 3000 pixels, without PC, without software
LC4000B-210	LumiCam 4000B Color Imaging photometer and colorimeter with 4096 x 3000 pixels, with desktop PC and LumiCam software, <i>German</i> configuration
LC4000B-220	LumiCam 4000B Color Imaging photometer and colorimeter with 4096 x 3000 pixels, with desktop PC and LumiCam software, <i>English</i> configuration
LC4000B-300	LumiCam 4000B Advanced Imaging photometer and colorimeter with 4096 x 3000 pixels, without PC, without software
LC4000B-310	LumiCam 4000B Advanced Imaging photometer and colorimeter with 4096 x 3000 pixels, with desktop PC and LumiCam software, <i>German</i> configuration
LC4000B-320	LumiCam 4000B Advanced Imaging photometer and colorimeter with 4096 x 3000 pixels, with desktop PC and LumiCam software, <i>English</i> configuration
LumiCam 2400B variant	
LC2400B-100	LumiCam 2400B Mono Imaging photometer with 2430 x 2030 pixels, without PC, without software
LC2400B-110	LumiCam 2400B Mono Imaging photometer with 2430 x 2030 pixels, with desktop PC and LumiCam software, <i>German</i> configuration
LC2400B-120	LumiCam 2400B Mono Imaging photometer with 2430 x 2030 pixels, with desktop PC and LumiCam software, <i>English</i> configuration
LC2400B-200	LumiCam 2400B Color Imaging photometer and colorimeter with 2430 x 2030 pixels, without PC, without software
LC2400B-210	LumiCam 2400B Color Imaging photometer and colorimeter with 2430 x 2030 pixels, with desktop PC and LumiCam software, <i>German</i> configuration
LC2400B-220	LumiCam 2400B Color Imaging photometer and colorimeter with 2430 x 2030 pixels, with desktop PC and LumiCam software, <i>English</i> configuration
LC2400B-300	LumiCam 2400B Advanced Imaging photometer and colorimeter with 2430 x 2030 pixels, without PC, without software
LC2400B-310	LumiCam 2400B Advanced Imaging photometer and colorimeter with 2430 x 2030 pixels, with desktop PC and LumiCam software, <i>German</i> configuration
LC2400B-320	LumiCam 2400B Advanced Imaging photometer and colorimeter with 2430 x 2030 pixels, with desktop PC and LumiCam software, <i>English</i> configuration
Objective lenses and accessories	
LC-323-1	24 mm lens for LumiCam 4000B/2400B, article includes firmly mounted adapter ring for OD filter
LC-324	50 mm lens for LumiCam 4000B/2400B, article includes firmly mounted adapter ring for OD filter
LC-327	100 mm lens for LumiCam 4000B/2400B, article includes firmly mounted adapter ring for OD filter
LC-372	OD 2 filter for LumiCam 4000B/2400B
LC-374	OD 4 filter for LumiCam 4000B/2400B
DTS400	Manual XYZ positioning system

Computer and Software	
PC-211	Laptop, incl. Windows 10, German configuration
PC-212	Laptop, incl. Windows 10, English configuration
PC-201	Desktop computer, incl. Windows 10, German configuration
PC-202	Desktop computer, incl. Windows 10, English configuration
SW-501	Basic LumiCam software (license for single device)
SW-501-BM	Black Mura Plug-in for LumiCam software
SW-530	LumiSuite Smart Analysis SDK, contains only SDK (software development kit)
SW-540	LumiSuite Smart Analysis GUI, contains only GUI (graphical user interface)
SW-550	LumiSuite Smart Analysis, contains GUI (graphical user interface) and SDK (software development kit)
SW-550-BM	Black Mura Plug-In for LumiSuite SW, contains GUI (graphical user interface) and SDK (software development kit)
SW-550-MPC	MultipointCorrection Plug-In for LumiSuite SW, contains GUI (graphical user interface) and SDK (software development kit)



Instrument Systems GmbH

Kastenbauerstr. 2
 81677 Munich, Germany
 ph: +49 (0)89 45 49 43-58
 fax: +49 (0)89 45 49 43-11
 info@instrumentsystems.com
 www.instrumentsystems.com

We bring quality to light.

