

OFG

Fiber bundles and single-core fibers for diverse applications

Key features at a glance

- ▲ Different materials for different wavelength ranges
- ▲ Instrument Systems ferrule optimized for repeatability and throughput
- ▲ SMA terminations for general-purpose applications



The OFG (optical fiber guide) is an important optical element guiding the light from the optical probe to the spectrometer. A proprietary ferrule connector in combination with the PLG fiber adapter provides a robust and reliable connection to different optical probes and the CAS series spectrometers. It ensures a high optical throughput and optimum repeatability to guarantee the validity of the calibration of the entire system.

The OFG is also available with SMA connectors and as a single-core fiber or fiber bundle. All fibers are equipped with stainless-steel protection and a PVC jacket.

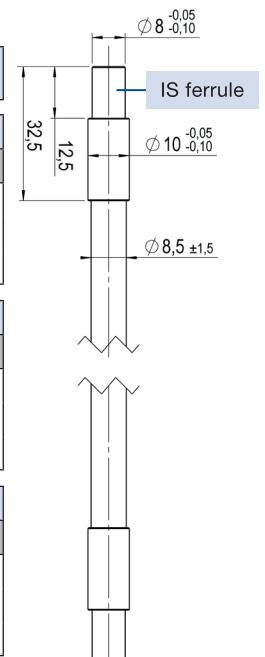
There are three fiber materials available: VIS fiber bundle, UV fiber bundle and IR fiber bundle. For optimum throughput, the fiber material should be matched to the measurement task.

Custom configurations available:

- ▲ Customized lengths
- ▲ Mixed fiber bundles
- ▲ Furcated fibers
- ▲ Fibers suitable for drag-chain use
- ▲ Vacuum proof fibers

\ \ TECHNICAL SPECIFICATIONS

Fiber bundles with Instruments Systems ferrule termination				
Fiber bundles for UV/VIS range, quartz material high-OH				
Part number	Wavelength range	Bundle diameter	Length L	NA
OFG-424	190 – 1350 nm	1.5 mm	2 m	0.22
OFG-424-3		1.5 mm	3 m	
OFG-425		3 mm	2 m	
Fiber bundles for VIS range, glass material				
Part number	Wavelength range	Bundle diameter	Length L	NA
OFG-414	380 – 1600 nm	1.5 mm	2 m	0.56
OFG-414-3		1.5 mm	3 m	
OFG-414-4		1.5 mm	4 m	
Fiber bundles for IR range, quartz material low-OH				
Part number	Wavelength range	Bundle diameter	Length L	NA
OFG-444	280 – 2500 nm	1.5 mm	2 m	0.22
OFG-444-3		1.5 mm	3 m	
OFG-444-5		1.5 mm	5 m	



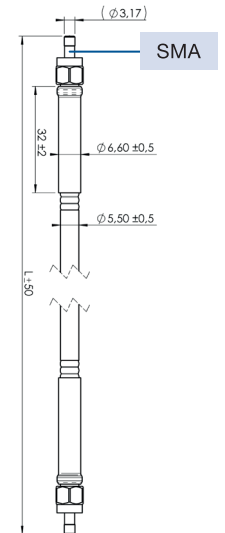
\ \ TECHNICAL SPECIFICATIONS

Fiber bundles and single-core fibers with SMA termination

Single-core fibers for UV range					
Part number	Fiber type	Wavelength range	Fiber diameter	Length L	NA
OFG-323	Single-core fiber	220 – 1350 nm	1000 µm	2 m	0.22
OFG-325		180 – 1100 nm	600 µm		0.22

Single-core fibers for VIS/IR range					
Part number	Fiber type	Wavelength range	Fiber diameter	Length L	NA
OFG-312	Single-core fiber	300 – 2200 nm	600 µm	2 m	0.22
OFG-313		300 – 2200 nm	1000 µm		0.22
OFG-361		380 – 1600 nm	2500 µm		0.56

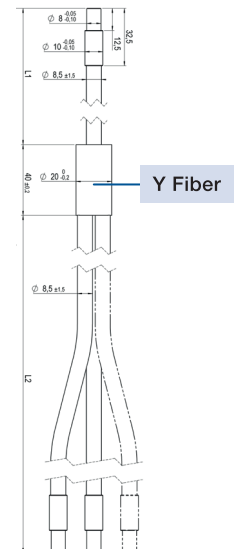
Fiber bundles with SMA termination					
Part number	Fiber type	Wavelength range	Bundle diameter	Length L	NA
OFG-343	Fiber bundle	280 – 2500 nm	1.5 mm	2 m	0.22
OFG-343-4				4 m	



Furcated fibers*

Y Fiber bundles with Instruments Systems ferrule termination							
Part number	Bundle type	Wavelength range	Bundle Ø common arm	Bundle Ø single arm	Length L1	Length L2	NA
OFG-524	2-arms	190 – 1350 nm	2.1 mm	1.5 mm	1 m	1 m	0.22
OFG-554		190 – 1600 nm			1 m	1 m	
OFG-555		190 – 2500 nm			1 m	1 m	
OFG-561		190 – 2500 nm			2 m	1 m	
OFG-571	3-arms	190 – 2500 nm	2.6 mm		2 m	1 m	

* Since multi-furcated fibers can be used for a wide range of measurement tasks, they are available in various configurations, such as different wavelength terminations for Multi-CAS applications.



Custom fiber bundle configurations (other configurations available on request)

Part number	Wavelength range	Bundle diameter	Length L	NA	Configuration
OFG-324	190 – 1350 nm	1.5 mm	2 m	0.22	1 side IS ferrule, 1 side SMA
OFG-465	190 – 2500 nm	3.0 mm	2 m		UV-VIS-IR fibers mixed

Instrument Systems is continually working to develop and improve products. Technical changes, errors or misprints do not constitute grounds for compensation. The company's terms of delivery and payment apply in all other respects.